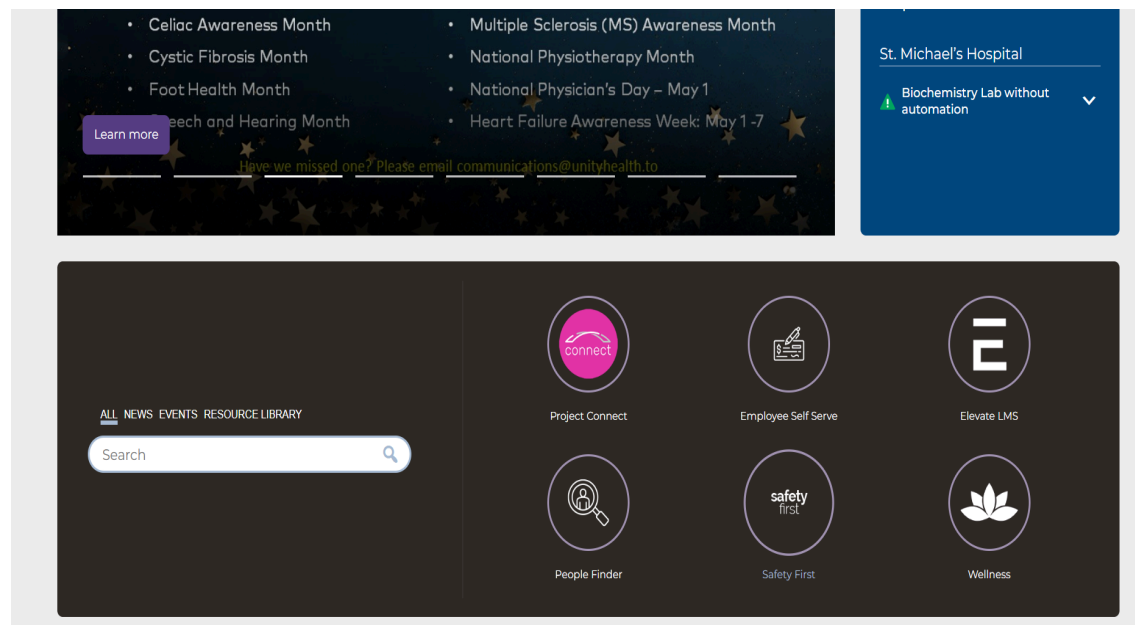


Short Guide: Staying Updated on Electronic Patient Record (EPR): Project Connect


Step 1: Double left-click on the UnityNet icon or use the following URL <https://unitynet.unity.local/>



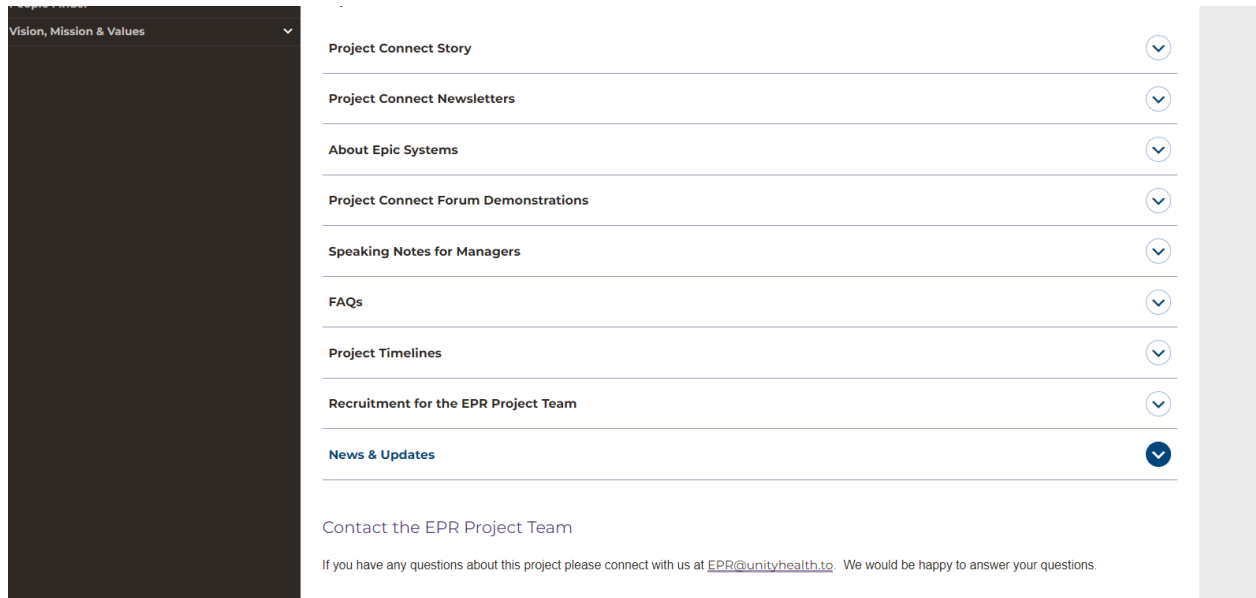
Step 2: Scroll down to UnityNet's Icons



Step 3: Left-click on "Project Connect"



Step 4: Left-click on “News & Updates”



News & Updates

Step 5: Left-click on the Latest Link for Updates on Project Connect

- [The people making Epic, epic! –April 18, 2024](#)
- [Did you miss the latest issue of the Project Connect newsletter? – April 2, 2024](#)
- [See a pink Project Connect pin? Start a conversation! – March 14, 2024](#)
- [A video message from the President and CEO: Project Connect milestone – March 7, 2024](#)
- [Did you miss the latest issue of the Project Connect newsletter? – March 5, 2024](#)
- [Credentialed Trainer Application Deadline Extended – Feb. 15, 2024](#)
- [The January issue of Project Connect is out now – Jan. 30, 2024](#)

• [The people making Epic, epic!](#)